











Lighting Selection Sheet

ADDRESS:	SUBDIVISION:	DATE:
----------	--------------	-------

** All lighting to be installed as depicted below **

Model #	Entry	List Price:
Maxim - 10030BL		Quantity
Direction: As Shown		1
		\$0.00
ITEM	Dining Room	List Price:
Maxim - 14446DWBK		Quantity
Direction: As Shown		1
		\$0.00
Model #	Island	List Price:
Maxim - 11350WNBK		Quantity
Direction: As Shown		1
		\$0.00
Model #	Living Room	List Price:
Craftmade - P104FB5-52FBGW		Quantity
Black		2
Direction: As Shown		\$0.00
Model #	Master Bedroom	List Price:
Craftmade - P104FB5-52FBGW		Quantity:
Black		1
Direction: As Shown		\$ -
Model #	Master Bathroom	List Price:
Maxim - 10282SWBK		Quantity:
Direction: As Shown		2
		\$ -
Model #	Secondary Bathroom	List Price:
Maxim - 10282SWBK		Quantity
Direction: As Shown		2
		\$ -
Model #	Garage Coach Lights	List Price:
Maxim - 40314CLBK		Quantity:
Direction: As Shown		2
		\$0.00
Total Estimated Cost		#REF!